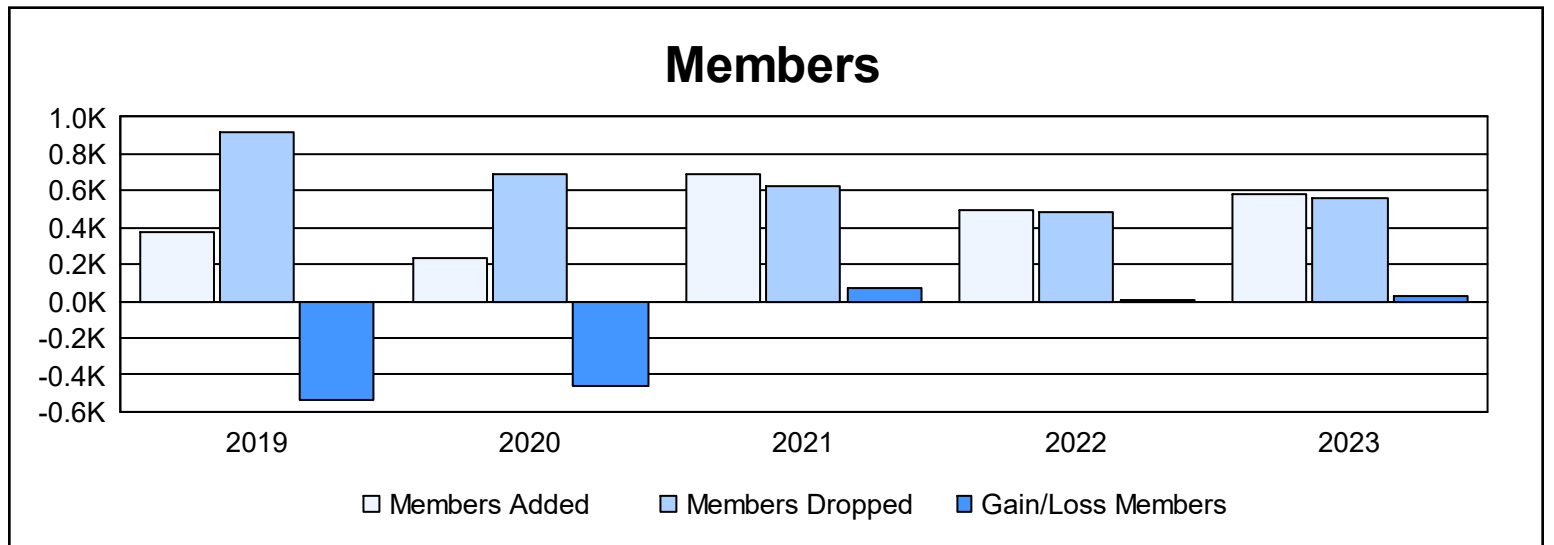
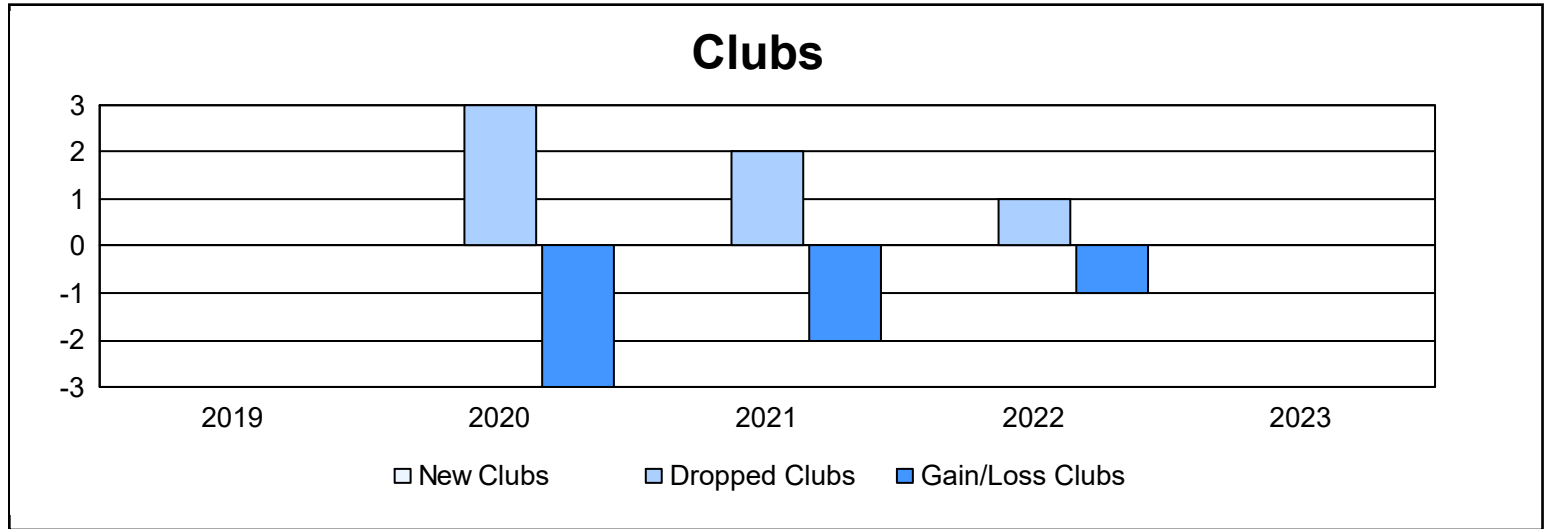
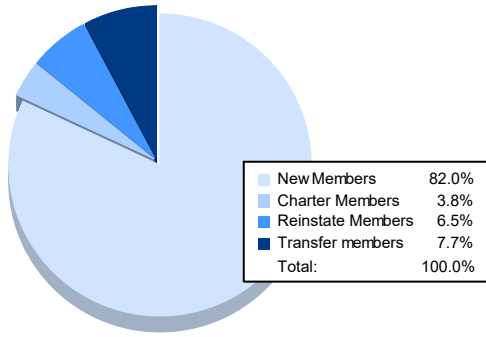


| Year | New Clubs | Dropped Clubs | Gain/ Loss Clubs | New Members | Charter Members | Reinstate Members | Transfer Members | Total Member Added | Total Members Dropped | Gain/ Loss Members |
|----------------|-----------|---------------|------------------|-------------|-----------------|-------------------|------------------|--------------------|-----------------------|--------------------|
| 2018-2019 | 0 | 0 | 0 | 192 | 70 | 63 | 52 | 377 | 919 | -542 |
| 2019-2020 | 0 | 3 | -3 | 0 | 106 | 65 | 63 | 234 | 694 | -460 |
| 2020-2021 | 0 | 2 | -2 | 467 | 58 | 29 | 135 | 689 | 621 | 68 |
| 2021-2022 | 0 | 1 | -1 | 369 | 59 | 45 | 17 | 490 | 483 | 7 |
| 2022-2023 | 0 | 0 | 0 | 478 | 22 | 38 | 45 | 583 | 559 | 24 |
| Average | 0 | 1 | -1 | 301 | 63 | 48 | 62 | 475 | 655 | -181 |



Membership Composition June 2023 Cumulative



Gender Composition June 2023 Cumulative

